

Medial Epicondylitis (Golfer's Elbow) Rehabilitation Exercises

You may do the stretching exercises right away. You may do the strengthening exercises when stretching is nearly painless.

Stretching exercises

- **Wrist active range of motion: Flexion and extension:** Bend your wrist forward and backward as far as you can. Do 3 sets of 10.
- **Wrist stretch:** With one hand, press the back of your other hand to help bend your wrist. Hold for 15 to 30 seconds. Next, stretch the hand back by pressing the fingers in a backward direction. Hold for 15 to 30 seconds. Keep your arm straight during this exercise. Do 3 sets on each hand.
- **Forearm pronation and supination:** With your elbow bent 90°, turn your palm upward and hold for 5 seconds. Slowly turn your palm downward and hold for 5 seconds. Make sure you keep your elbow at your side and bent 90° throughout this exercise. Do 3 sets of 10.

Strengthening exercises

- **Wrist flexion:** Hold a can or hammer handle in your hand with your palm facing up. Bend your wrist upward. Slowly lower the weight and return to the starting position. Do 3 sets of 10. Gradually increase the weight of the can or weight you are holding.
- **Wrist extension:** Hold a soup can or hammer handle in your hand with your palm facing down. Slowly bend your wrist upward. Slowly lower the weight down into the starting position. Do 3 sets of 10. Gradually increase the weight of the object you are holding.
- **Grip strengthening:** Squeeze a rubber ball and hold for 5 seconds. Do 3 sets of 10.
- **Forearm pronation and supination strengthening:** Hold a soup can or hammer handle in your hand and bend your elbow 90°. Slowly rotate your hand with your palm upward and then palm down. Do 3 sets of 10.
- **Resisted elbow flexion and extension:** Hold a can of soup with your palm face up. Slowly bend your elbow so that your hand is approaching your shoulder. Then lower it slowly so your elbow is completely straight. Do 3 sets of 10. Slowly increase the weight you are using.

Published by RelayHealth.

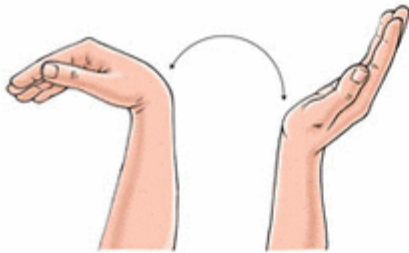
This content is reviewed periodically and is subject to change as new health information becomes available. The information is intended to inform and educate and is not a replacement for medical evaluation, advice, diagnosis or treatment by a healthcare professional.

Written by Tammy White, MS, PT, and Phyllis Clapis, PT, DHSc, OCS, for RelayHealth.

© 2009 RelayHealth and/or its affiliates. All Rights Reserved.

Special Instructions:

Medial Epicondylitis (Golfer's Elbow) Rehabilitation Exercises



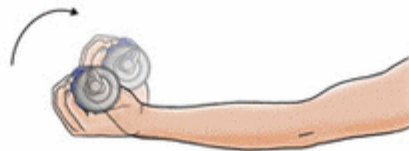
Wrist active range of motion: Flexion and extension



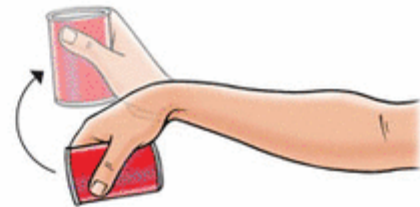
Wrist stretch



Forearm pronation and supination



Wrist flexion



Wrist extension



Grip strengthening



Forearm pronation and supination strengthening



Resisted elbow flexion and extension

© 2007 RelayHealth and/or its affiliates. All rights reserved.